



*Y*our home...  
uniquely you.



# Double Hung Windows

## In all works of art, form follows function.

Sunrise Windows views you as the artist re-creating the canvas you call home, and we can help you bring form and function together. Our Double Hung window is just the first example. Where others look at this as a “standard” window, ours is anything but. The design possibilities and dependable performance act in concert to complement your creative side.

We’ve designed our windows to capture the great looks of traditional windows, with features to enhance your home’s functionality. Our double contoured, narrow-line exterior mainframe adds striking curb appeal to your home, while our exclusive mortised locks and wood-style coved trim around the glass creates the combination of beauty and craftsmanship.

### FEATURES


- ▶ **Minimal maintenance and easy operation** with tilt-in feature, contoured lift-rails and pre-tensioned, dual pulley Block & Tackle balance system
- ▶ **Advanced, triple weather-stripping seals** for top efficiency performance
- ▶ **Polyurethane window frame insulation** provides added comfort and the ultimate in energy efficiency
- ▶ **Coved interior glazing bead** for added elegance
- ▶ **Added security with recessed pick-resistant locks**
- ▶ **Extruded aluminum screen frame** with heavy-duty aluminum corner reinforcements for years of worry-free performance



▶ Both sashes of Sunrise Windows Double Hung windows tilt into the home, allowing for easy cleaning.



▶ All Sunrise Windows Double Hung windows feature the beauty of our double contoured narrow-line window design.



*Sunrise Double Hung Window*



*Competitor's Vinyl Double Hung Window*

**More viewing visibility than other windows.**

*It's easy to see that the Sunrise Windows Double Hung window (versus our competitor's window) provides greater viewing area from inside your home, while allowing in up to 30% more light.*



**OPTIONAL ARCHITECTURAL HARDWARE**



*Oil-Rubbed Bronze*



*Brushed Nickel*



*Antique Brass*



*Golden Oak Double Hung windows flank a center Picture window and feature SmartTrim maintenance-free colonial casing.*



*Colonial Cherry Double Hung with Gold SunBlinds® between the panes of glass.*



# WINDOW STYLES

## Sliding Windows

### A premium window, when space is at a premium.

Our Sliding windows are the ideal selection for the homeowner who wants to bring the spaciousness of the outdoors inside.

Our signature narrow-line window design for maximum glass viewing area allows you to see beyond every confined or overcrowded space in your home; a design custom-built to expand your horizons.

With Sunrise Windows, you can enjoy all the beauty while you guard against the harsh elements. Since we also offer a unique tilt-in design feature, cleaning is a breeze. Maintaining your view of the world around you has never been easier!



*The unique tilt-in design of Sunrise Windows Sliding windows allow for maximum ease of cleaning. The two-tone Georgian contoured grids, which are sealed between the panes of glass, are color coordinated to match your home's interior and exterior.*

#### FEATURES

- ▶ **Coved interior glazing bead** *for traditional design lines*
- ▶ **Polyurethane window frame insulation** *provides added comfort and the ultimate in energy efficiency*
- ▶ **Lift-out sliders with dual brass rollers** *featuring a stainless steel axle for years of worry-free performance*
- ▶ *Enjoy added peace of mind with* **recessed pick-resistant locks and night latches** *for venting*
- ▶ *Standard Sliding windows provide* **easy, lift-out sashes**
- ▶ **Optional tilt-in sash** *offers added efficiency, and can be easily cleaned from inside your home*

**Available with optional Architectural Hardware** (see Page 5)

*Our Single Sliding windows have many of the great features of our Dual Sliding windows*



*English Walnut woodgrain tilt-in Sliding window with Madera trim with Colonial casing and Stool and Apron.*



▶  
*This three section End Vent window in Painter's White interior with Double Prairie Accent V-Groove glass has end panels that slide towards the center, and can be lifted out for ease of cleaning.*





# Casement and Awning Windows

## If only wood could be this good!

As your home's stylist, you'll love the slim, crisp lines of our Casement windows that echo the architectural feel of wood windows, with more viewing area. Add in Architectural Hardware and the advantages of our futuristic technology, and you'll see why this window is a winner.

Sunrise Awning windows are the perfect complement to our casement design. Between the two, they allow you to fill every nook and cranny of any room in your home with top-to-bottom sunlight and airflow.

Our **full-flip nesting handle** is available in optional architectural finishes.



Oil-Rubbed Bronze



Brushed Nickel



Antique Brass

### CASEMENT AND AWNING FEATURES

- ▶ **Stepped internal and contoured external design** *maximizes the beauty while minimizing the appearance of the frame and sash*
- ▶ **Stylish full-flip nesting hardware** *allows casement windows over 17 $\frac{3}{8}$ " wide to open to a 90° angle so the exterior pane of glass can be cleaned from inside the home*
- ▶ **Recessed single lever multi-point locking system** *with heavy-duty metal keepers provides added security*
- ▶ **Dual weather-stripping system** *with compression and primary weather seals protects against drafts*
- ▶ **Polyurethane window frame insulation** *provides added comfort and the ultimate in energy efficiency*
- ▶ **Recessed screen** *is positioned further toward the outside to maximize the viewing area*
- ▶ **Low profile and ergonomically designed screen clip** *allows for easy screen removal*



◀ Awning windows in Brazilian Pecan woodgrain, each combined with a Picture window.



Sunrise Casement Window



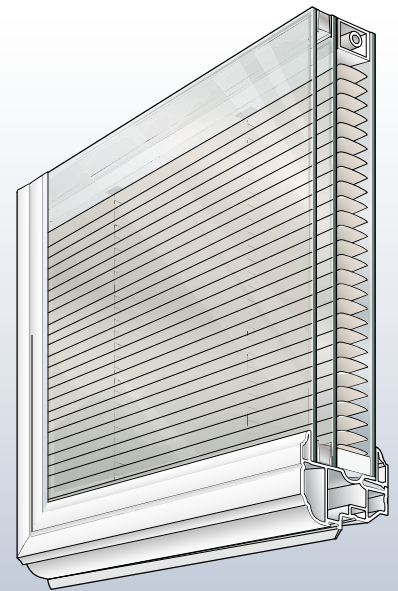
Competitor's Vinyl Casement Window

Following our commitment to innovation, Sunrise Windows has developed the most beautiful slim-line Casement and Awning windows available. Their classic design will enhance the look of your home, inside and out, for years to come.

These operating Casement windows come standard with our low profile full-flip nesting handle and three-point security locking system. The windows are shown in Colonial Cherry woodgrain with matching two-tone Simulated Divided Lites.

**Looks Like a Double-Hung,  
Performs Like a Casement**

The Simulated Meeting Rail option provides higher structural performance levels than a traditional Double Hung, with the ability to meet egress requirements in smaller unit sizes. See page 21 for more grid design styles.



Optional **Performance Sash** is a 1 $\frac{3}{8}$  inch overall triple-glazed insulated high performance glass package that allows for the combination of ENERGY STAR® qualifying glass systems and SunBlinds®.

# Bay and Bow Windows

## With Sunrise, it's going to be a bright, sunny day, everyday!

Sunrise Windows Bay and Bow window designs genuinely bring dimension and more sunlight to a space, both inside the home and from exterior viewpoints. They're a great way to create your own alcove or brighten up your home to wide expanses and rays of light. Our Bay and Bow window designs

also let you feel the outdoor breezes whenever you prefer with operable end units.

Optional colors, wood graining and glass selections enhance the charm of these window styles.



### BAY AND BOW FEATURES

- ▶ **High quality seatboards, headboards, and side jambs** are manufactured from furniture grade 1 1/8" thick oak veneer plywood versus competitors' 3/4" thick plywood
- ▶ Interior surfaces of Bay windows are **available with optional Pionite® laminates**
- ▶ **Anti-water penetration system** to help protect against unwanted water and moisture
- ▶ Bay angle: Either 30° or 45°
- ▶ Bow angle: 10°



*This Brazilian Pecan woodgrain five-lite Bow window features two-tone Georgian Colonial grids between the panes of glass, operating Casement windows on the ends and our laminate protected head board, seat board and side jambs. The Bow window is trimmed with SmartTrim™ 3 1/4" Brazilian Pecan Colonial casing.*



*This Tan five-lite Bow window features exterior color matched Georgian two-tone Colonial grids, and two operating Casement windows.*



*This Bay window features maintenance-free Painter's White exterior with Single Prairie two-tone Colonial grids.*



*This Colonial Cherry Bay window features Single Prairie two-tone Georgian Colonial grids flanked by ventilating Casement windows on each end. SmartTrim™ 3 1/4" Colonial Cherry casing.*



# W I N D O W   S T Y L E S

## Specialty Windows

### Garden Windows

Sunrise Windows Garden windows provide exceptional quality that extends beyond the normal window opening. It's a great space for plants and flowers, or... you name it. Not only is this space functional, but it offers a unique look and feel. Our Garden window is made of four pieces of energy-efficient glass, allowing for a lot of light, like a mini-greenhouse for the kitchen. Operable Casement windows on each side allow air to circulate as well. Choose from five Corian® seatboard colors (shown below) to further personalize your nook.

#### Corian® seatboard colors



Black Pearl



Platinum Granite



White Quartz



Vanilla Sugar



Arctic White



### Projected Frame Windows

Our Projected Frame window possibilities abound for adding classic appeal with a designer's flair. It's a dimensional window with room for books and more, as you extend your viewing area. Because it's custom-built, it can be manufactured with any type of window, glass design and color combination.

*Projected Frame window featuring a one-lite Awning window with Brazilian Pecan woodgrain with optional Pionite® on the head, seat, and side jambs.*




# Sliding Doors

## Welcome to my world.

Sunrise Windows Sliding doors are the perfect complement to your home's individuality and the design décor you're creating. It's more than an entrance or egress, it's a statement of who you are, your view on life, and how you want the world to enter and exit.

It's family and friends, all those gathered at the door to your world, and the statement is, "Welcome," inside and out.

Dependable security, high durability and easy operation are just a part of the inside story on how Sunrise Windows has transformed a good idea into a great Sliding door for every home style.



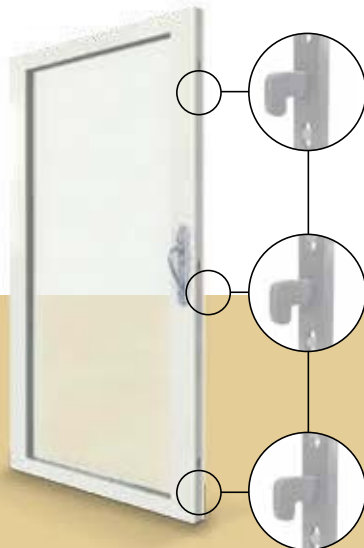
### FiberCore+Plus

To provide you even greater efficiency and structural integrity, Sunrise Windows Sliding doors feature our exclusive FiberCore+Plus™ construction. This pultruded fiberglass structural core is constructed like an I-beam, giving you the ultimate in frame strength. This fiberglass core coupled with a surrounding layer of polyurethane insulation, offers you a door system that is guaranteed to perform for a lifetime.

### SLIDING DOOR FEATURES

- ▶ **Polyurethane insulation** for superior energy efficiency
- ▶ **Three-point locking system** provides greater security
- ▶ **Optional ventilation/dead bolt foot-lock** available
- ▶ **Exclusive full-length interlock** for easy, unhampered operation
- ▶ **Quad seal weather-stripping** offers double protection over the industry standard
- ▶ **Top-hung screen** provides smooth trouble-free operation with no hang-ups ▼

Every Sunrise Windows Sliding door incorporates a concealed three-point locking system, which is recessed in the door panel. Three locks simultaneously engage with the door jamb when the door is closed and locked.



Twin tandem oversized 1 1/2" diameter steel rolling system for a lifetime of undisturbed operation.



The Golden Oak interior Sliding door below features an Antique Brass handleset, and is shown with woodgrain contour grids between the panes of tempered safety glass, and SmartTrim™ 3 ¼" Golden Oak Colonial casing.



Sunrise Windows Sliding doors are also available in configurations up to 12' wide, where the center section slides and the two end sections are stationary.

This Sunrise Windows Sliding door, shown with Norwegian Maple woodgrain interior, features SunBlinds with the "Cordless" Side Slide Lift and Tilt Operator and White blinds.



Choose from five spectacular handleset finishes.



Oil-Rubbed Bronze



White



Antique Brass



Brushed Nickel (Standard)



Forever Finish Brass (Standard)



A beautifully finished key lock provides added security and is standard on all Sliding doors.

# Select your interior finish and exterior color

## Color Combination Options

Choose from 80 standard color and finish combinations, including 8 interior finish options and 10 standard exterior colors. Some interior/exterior color combinations are available on capstock (C) or laminated capstock (L) with a lifetime warranty. Painted colors (P) are covered by a 20 year warranty on cracking, peeling and blistering, and a 10 year warranty on fading, and are available on all interior finish options.

## Interior Finish Options

The interior of your window can change the way your room looks and feels. Consider warming your living space with elegant woodgrains, or choose the clean and classic look of our true Painter's White.

**Interior:** Golden Oak Woodgrain



**Interior:** Colonial Cherry Woodgrain



**Interior:** Painter's White



**Interior:** Brazilian Pecan Woodgrain



**Interior:** Provincial Oak Woodgrain



**Interior:** Tan



**Interior:** English Walnut Woodgrain



**Interior:** Norwegian Maple Woodgrain






## Exterior Paint Colors:



*Antique Red*



*Royal Brown*



*Maize*



*Forest Green*



*Black*



*Pebble*




*Mystic Gray*



*Commercial Brown*



*Sable*



*Vintage Linen*



*Iron Ore*



*Slate*


## Exterior Colors in Paint (P), Vinyl Capstock (C) or Vinyl Laminate (L):



*Antique Brown (L, P)*



*Earthtone (C, P)*



*Painter's White (C, P)*



*Sandstone (C, P)*



*Tan (C, P)*

## Exterior Color Options

Give your curb appeal a boost the whole neighborhood will notice. Choose from a variety of colors to express the style of your home.



Don't see the exterior color you need? Ask your authorized dealer about custom exterior paint.

Since exterior painted colors have a textured finish, mixing painted units on the same order with capstock or exterior laminated units is not recommended. Colors may vary due to the printing process of this brochure.

# Choose your decorative grid or glass option

## Designer Art Glass Styles

Express your style with custom grooved glass or insulated leaded glass designs. From Contemporary to Traditional, these wonderfully arranged patterns add color, value and architectural detail to your home. Create your own work of art.



*Hannibal*



*Keokuk*



*Natchez*




*St. Paul*



*St. Louis*



*LaCrosse*



*Vidalia*



*Glue Chip*



*Rain Glass*




*Vicksburg*

## Caming Options for Designer Glass Styles



*Brass*



*Patina*



*Nickel*



*Zinc*

## Decorator Grid Options


You're the décor connoisseur, with grid options that give you that extra detail to enhance your window viewpoint. Sunrise Windows offers you a variety of the distinct grid styles shown below.




*Georgian Colonial*



*Double Prairie*



*Brass Pencil Colonial*



*Woodgrain Georgian Colonial*




*Single Prairie*




*Florentine V-Groove*




## Glass Color Options for Designer Glass Styles



Cobalt Blue Medium Amber Clear 100W White



Yellow Pink Champagne Ruby Red Light Purple



Pale Amber Emerald



Standard Colonial



Tudor V-Groove



Standard Diamond



Marquis V-Groove

## Simulated Divided Lites

Instead of grids between the glass, choose Simulated Divided Lites to maintain your home's classic character. Have all the advantages of premium-performing windows with thermally efficient insulating glass, plus the timeless beauty of grids on both the interior and exterior panes of glass. Simulated Divided Lites are available in all offered color combinations.



*The spacer bar between the glass shadows the pattern of the Simulated Divided Lite grid to add to the architectural authenticity.*

## Simulated Meeting Rail



### Design Options

Get the look you want. Choose from an assortment of grid designs to make your Simulated Meeting Rail Casement or Awning window match your home's style.






# Add your personal touch

Blinds between the glass means you never have to clean them.



The Tilt-Only blind operator on Casement and Awning windows allows for operation of the blind, without removing the screen.



Magnetic operator and cord is used on larger Sliding doors and with colored SunBlinds.



Magnetically controlled operator is used on all Tilt-Only SunBlinds.



## SunBlinds®

Shades of your personal style start with something exclusively from Sunrise Windows: SunBlinds – the blinds you never clean! These adjustable mini blinds are actually sealed between the panes of glass, offering less maintenance with style. SunBlinds are available in five distinctive slat colors and two beautiful styles, Tilt-Only and Lift and Tilt, to complement the window style you've selected.

## Side Slide "Cordless" Lift and Tilt Operator

The Side Slide "Cordless" Lift and Tilt Operator is standard for 5' and 6' x 6' 8" Sliding doors with White blinds in all door color combinations. Additional custom sizes available.



Top Slide Magnetic Operator for tilting the blind slats.

Side Slide Magnetic Operator for raising and lowering the blind assembly.



\*Not available on Tilt-Only Casement and Awning Sunblinds.



Old windows that have significant decay may be the perfect candidates for a Full Frame Replacement System, shown here at left.




## Full Frame Replacement


Sunrise Windows has a system solution in place if your home has both frame and sash problems needing to be addressed and replaced. Restore the original structural beauty and integrity with our Full Frame Replacement System, and rest in the comfort of knowing that your windows are energy efficient.

## Screening Options

OptiView™  
Sheer Screen



Standard Screen



OptiView Screen

OptiView® sheer screening is available as an option on all Sunrise Windows and Sliding Doors. It provides a clearer view, with better airflow and insect protection.

## SolarClean™ Self-Cleaning Glass

Sunrise Windows with SolarClean™ self-cleaning glass combines the latest technologies to allow the sun's ultraviolet rays and the sheeting characteristics of the glass to break down the adhesion of dirt and debris from the glass, while rain or a light water spray rinses it away. SolarClean™ offers minimal maintenance due to less spotting and streaking. Best of all, it's guaranteed for life.



### Regular Glass

Wet: water streaks



### Solar Clean Glass

Wet: water sheets



PetScreen®  
PET-RESISTANT INSECT SCREENING



Before



After

PetScreen® pet-resistant insect screening is available as an option on all Sunrise Windows. It's made of strong vinyl-coated polyester that resists damage by dogs and cats, but won't harm them.

# Four reasons why you'll choose Sunrise Windows.

It's your home and your investment. With Sunrise Windows, we know you'll recognize the true value of replacing your windows, especially as you look at the **four key differences** why Sunrise Windows are a better investment for you and your home.

- Superior energy efficiency
- Air tight construction
- Finely crafted design
- Industry's best warranty

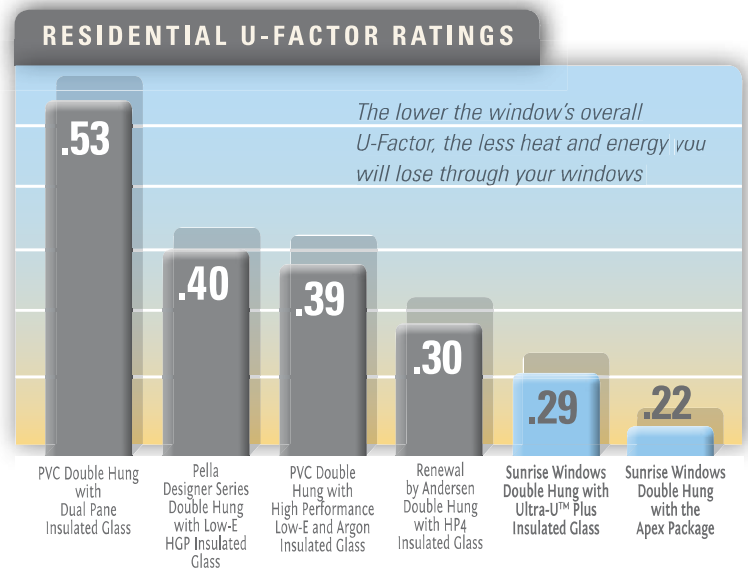
1

## Superior energy efficiency for lower heating and cooling costs.

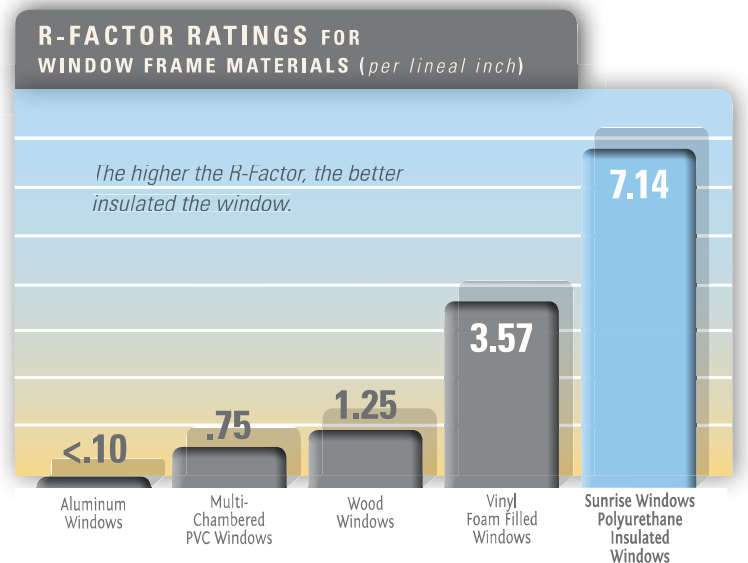
Sunrise Windows brand windows have been tested, qualified, and certified by two of the industry's most cited and consumer-focused laboratory programs for energy efficiency and air infiltration ratings:

- ▶ **ENERGY STAR**, a United States Government supported program dedicated to helping consumers protect the environment through investment in the most energy-efficient products on the market.
- ▶ **The National Fenestration Rating Council (NFRC)**, whose Energy Performance Label provides five separate test ratings in order to help consumers compare the performance characteristics of different brands of windows and doors. This label comes with every window we supply.

Sunrise windows exceed ENERGY STAR's performance guidelines for every climate zone in the country. Sunrise Windows also tests all of their products to the exacting standards of the NFRC and AAMA.



All results were researched and found on the National Fenestration Rating Council's (NFRC) website, [www.nfrc.org](http://www.nfrc.org), and are part of the public access information recorded on the site's Certified Products Directory. Overall Residential U-Factor Ratings for Sunrise Windows Double Hung windows are in accordance with NFRC 400/ASTM E283 procedure for determining fenestration product U-Factor.



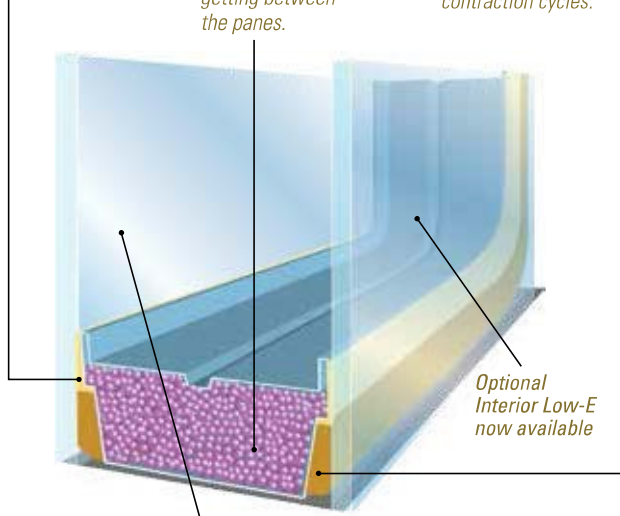
## Energy-Efficient Insulation

Sunrise windows, with polyurethane environmentally friendly insulated extrusions, provide twice the R-factor of competitor's vinyl foam filled windows. Sunrise Windows are also constructed using energy-efficient pure virgin uPVC that helps in keeping your home insulated.

Primary Polyisobutylene (PIB) Seal barrier, the first layer of our dual-seal system, prevents moisture from penetrating the insulated glass unit, and also retains argon in the airspace.

By filling all four sides of the MAXEdge™ Spacer frame with beads of dessicant, an additional layer of vapor protection is provided to further protect the window against moisture getting between the panes.

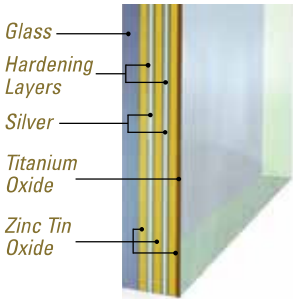
Secondary Silicone barrier, the second layer of our dual-seal system, creates a weatherable, structural bond that adheres the glass to the spacer, and retains its strength during expansion and contraction cycles.



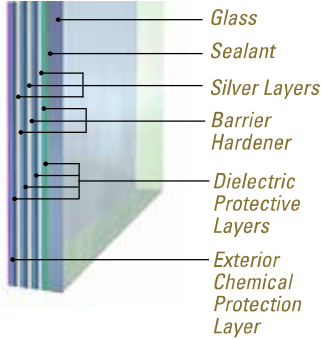
Optional Interior Low-E now available

Ultra-U Plus Glass System

Ultra-U Plus 12 Glass System

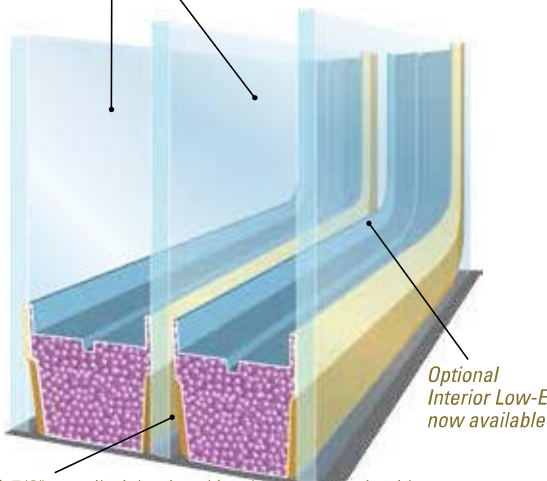


Glass  
Hardening Layers  
Silver  
Titanium Oxide  
Zinc Tin Oxide



Glass  
Sealant  
Silver Layers  
Barrier Hardener  
Dielectric Protective Layers  
Exterior Chemical Protection Layer

Ultra-U Plus8 & Ultra-U Plus10



Optional Interior Low-E now available

A 7/8" overall triple-glazed insulated glass unit with two panes of Ultra-U Plus™ glass and one pane of sound absorbing glass sandwiching two chambers filled with high density argon gas is combined with a polyurethane foam frame to create the Ultra-U Plus8 and Ultra-U Plus10 Glass Systems and achieve an R-5 rating.

## Ultra-U™ Plus Glass System

A 7/8" overall dual-glazed insulated glass unit featuring our exclusive, 8 layer, high-performing Ultra-U Plus™ glass, the MAXEdge™ spacer system, and an air space filled with high-density argon gas. Now available with our new Interior Low-E.

Window Type	N2100a	
	U-Factor	SHGC
Double Hung	0.29	0.28
Casement	0.27	0.26
Window Type	N2210a*	
	U-Factor	SHGC
Double Hung	0.25	0.28
Casement	0.23	0.26

\* with Interior Low-E

## Ultra-U Plus12™ Glass System

The Ultra-U Plus12™ Glass System is a dual-glazed insulated glass unit featuring Ultra-U Plus12 glass, which consists of 12 layers of high-performance reflective metal shields, the MAXEdge™ spacer system, and an air space filled with high-density argon gas. Now available with our new Interior Low-E.

Window Type	S2100a	
	U-Factor	SHGC
Double Hung	0.29	0.21
Casement	0.26	0.19
Window Type	S2210a*	
	U-Factor	SHGC
Double Hung	0.24	0.21
Casement	0.22	0.19

\* with Interior Low-E

## Ultra-U™ Plus8 Glass System

The Ultra-U Plus8™ Glass System is a triple-glazed insulated glass unit with two panes of Ultra-U Plus glass and a third pane of sound-absorbing glass and the MAXEdge™ spacer system. Both air spaces are then filled with high density argon gas. Now available with our new Interior Low-E.

Window Type	N3200a	
	U-Factor	SHGC
Double Hung	0.22	0.22
Casement	0.21	0.21
Window Type	N3310a*	
	U-Factor	SHGC
Double Hung	0.21	0.22
Casement	0.19	0.20

\* with Interior Low-E

## Ultra-U Plus10™ Glass System

A 7/8" overall triple-glazed insulated glass unit with two panes of Ultra-U Plus glass, one pane of sound-absorbing glass and the MAXEdge™ spacer system. Both air spaces are filled with high density krypton gas, allowing the unit to achieve up to a R6.3 rating. Now available with our new Interior Low-E.

Window Type	N3200k	
	U-Factor	SHGC
Double Hung	0.18	0.22
Casement	0.17	0.20
Window Type	N3310k*	
	U-Factor	SHGC
Double Hung	0.17	0.22
Casement	0.16	0.20

\* with Interior Low-E



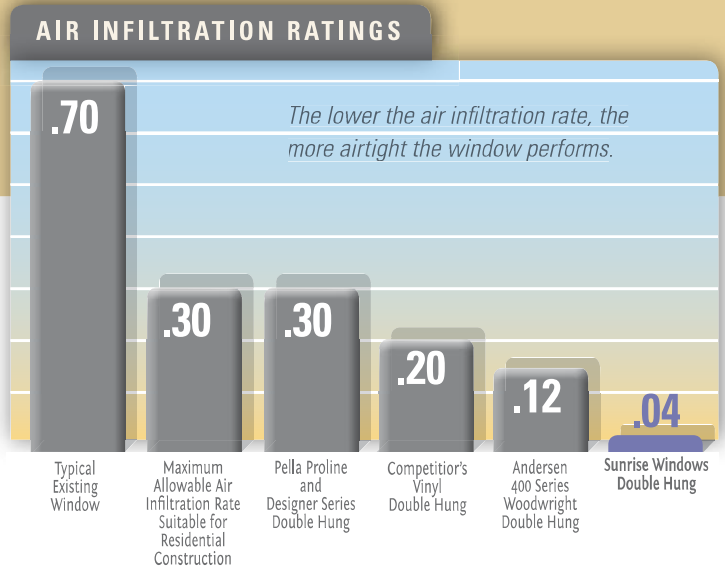
Our MAXEdge™ Spacer System, the next step in the evolution of insulated glass units, provides the best value and thermal performance in windows, and is the exclusive spacer system used in the manufacturing of Sunrise Windows.

## 2

### Air tight construction for better comfort and energy savings.

Designed to perform, Sunrise Windows have some of the industry's lowest air infiltration rates. Our triple weatherstrip barrier provides 50% more weather-stripping than other windows and more protection against harsh winter weather, which means you save money to heat your home. Air infiltration causes cold drafts and temperature differences within a room, which frequently causes the thermostat to be set higher or lower, so that the average temperature is at the desired level.


Heat loss in the winter and heat gain in the summer can be a major concern. In fact, high air infiltration created through 14 leaky 28-inch by 48-inch windows throughout a home may be equivalent to having an opening this size in your wall without a window.



*With a constant 25 mile per hour wind, this test shows how many cubic feet of air infiltrates through each square foot of the window each minute. Results are from Pella Product Guide Specification 2008, and Andersen 2009 Performance Standards. Sunrise AAMA Certified 2010.*

It's also well-known that a leaky house can allow moisture, dust and allergens into your home, making it unhealthy. The best way to create a healthy building envelope, including the windows, is to conceptually build it tight and yet control air infiltration.

### HOW MUCH AIR GETS THROUGH 14 LEAKY WINDOWS?



*The high air infiltration caused by 14 leaky 28" by 48" windows throughout your home can be the equivalent of actually removing one of the windows!*